
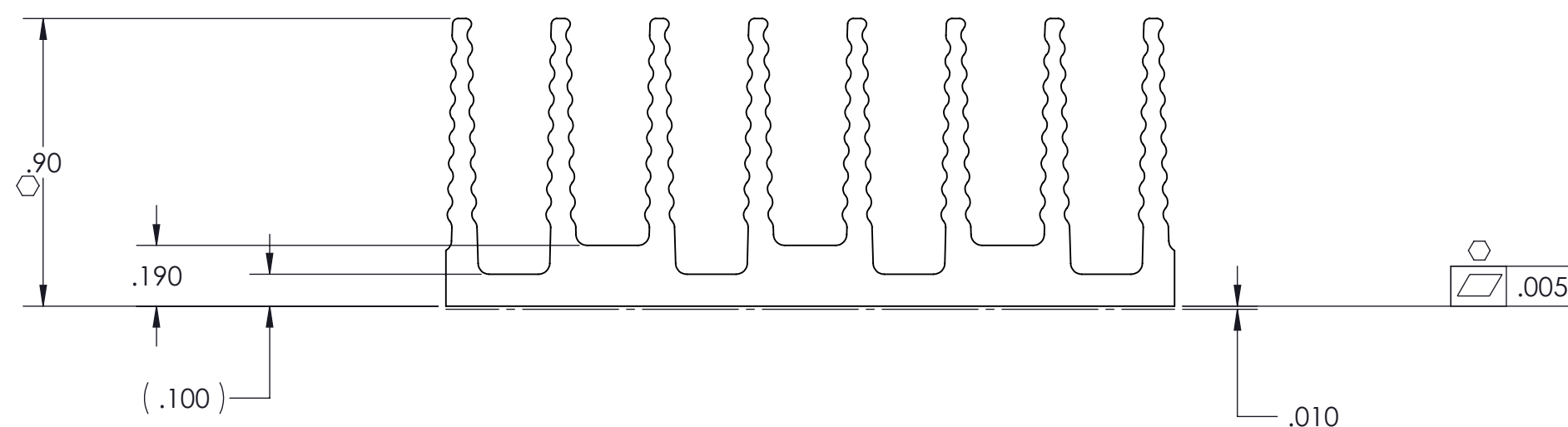

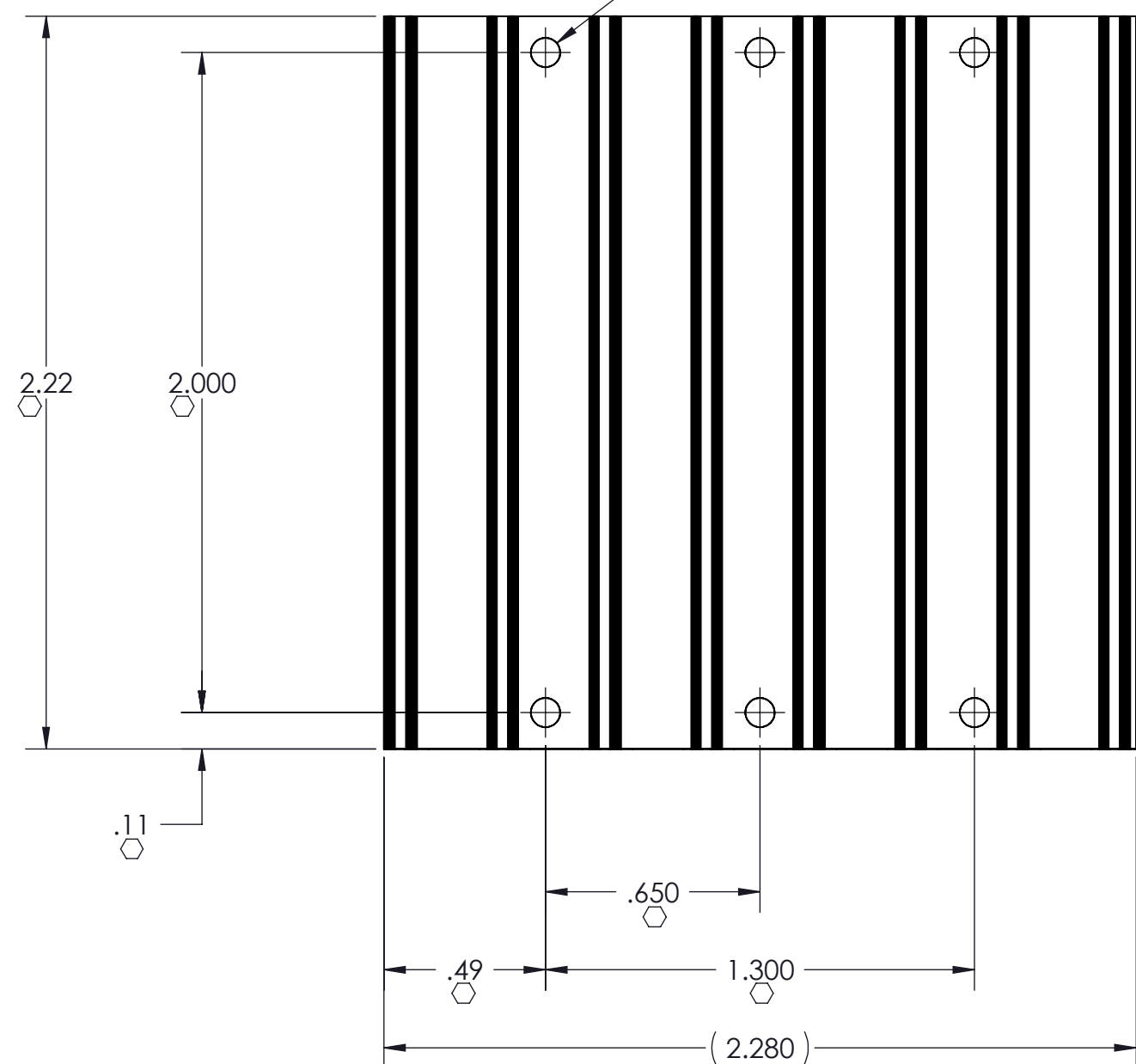


THIS DOCUMENT AND THE DATA DISCLOSED HEREIN OR HEREWITH IS NOT TO BE REPRODUCED, USED OR DISCLOSED IN WHOLE OR IN PART TO ANYONE WITHOUT THE PERMISSION OF VICOR CORP.

REV	DESCRIPTION	DATE	APPROVED
1	RELEASED PER E050350	LEK 11/16/05	EF
2	REVISED PER E064318	JMR 04/26/06	EF
3	REVISED PER E072386	JS 10/02/07	REJH
4	REVISED PER E090033	AR 01/09/09	REJH
5	REVISED PER E091548	JS 09/03/09	REJH
6	REDRAWN PER E100887	DCS 6/23/10	KUK

#4-40 UNC-2B COLD FORM TAP  
 .140 DP MIN. FROM FAR SIDE  
 DO NOT BREAK THRU  
 (6) PL.



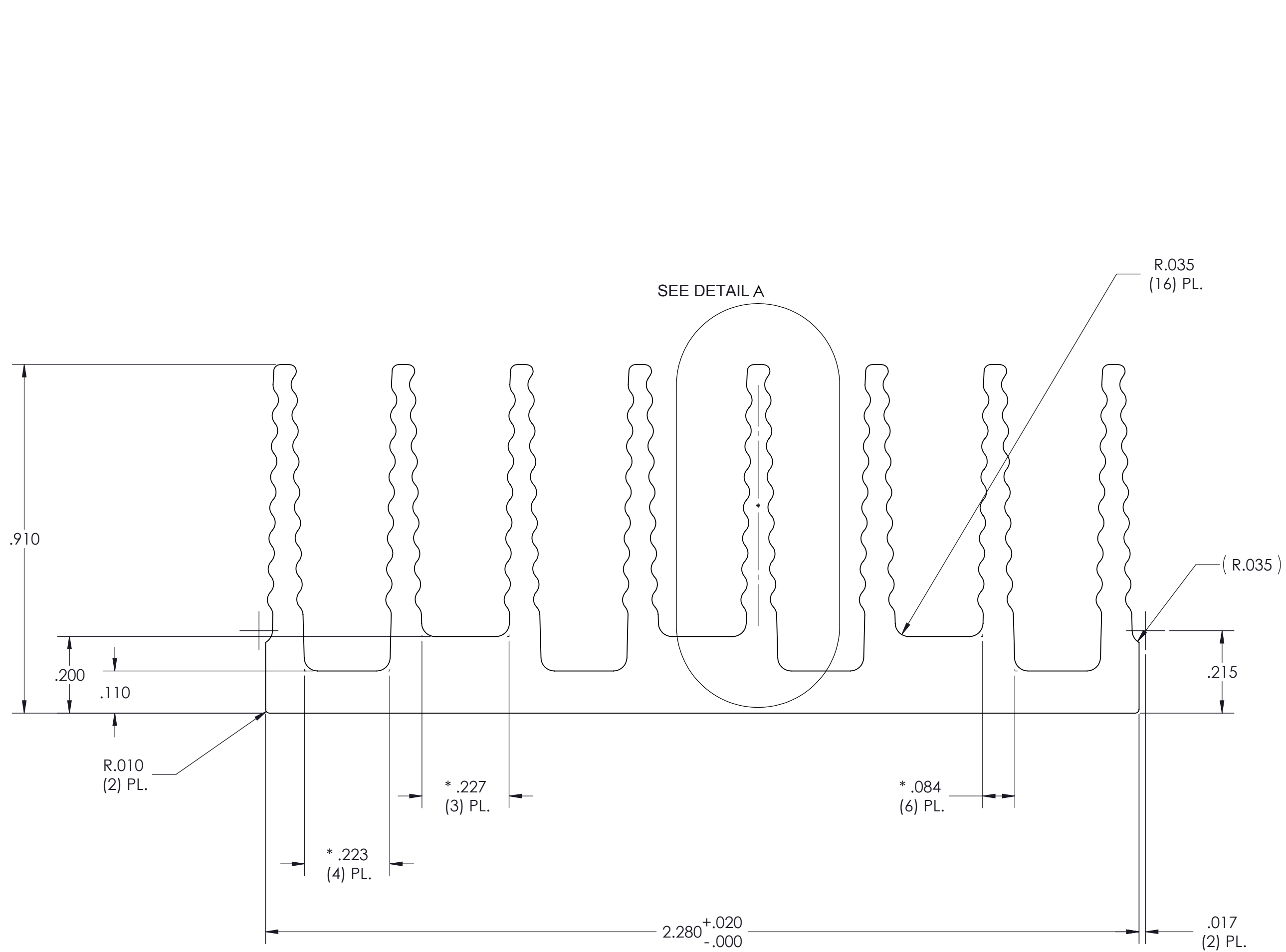
NOTES:

1. MATERIAL: EXTRUSION SEE SHEET 2 OF 2.
2. REMOVE ALL BURRS AND SHARP EDGES.
3. CLEAR FINISH, RoHS COMPLIANT, CHROMIUM FREE PER CST-0001 LATEST REVISION.
4. "○" DENOTES CRITICAL CHARACTERISTIC FOR LOT INSPECTION.
5. DIMENSIONS ARE INCHES ONLY.

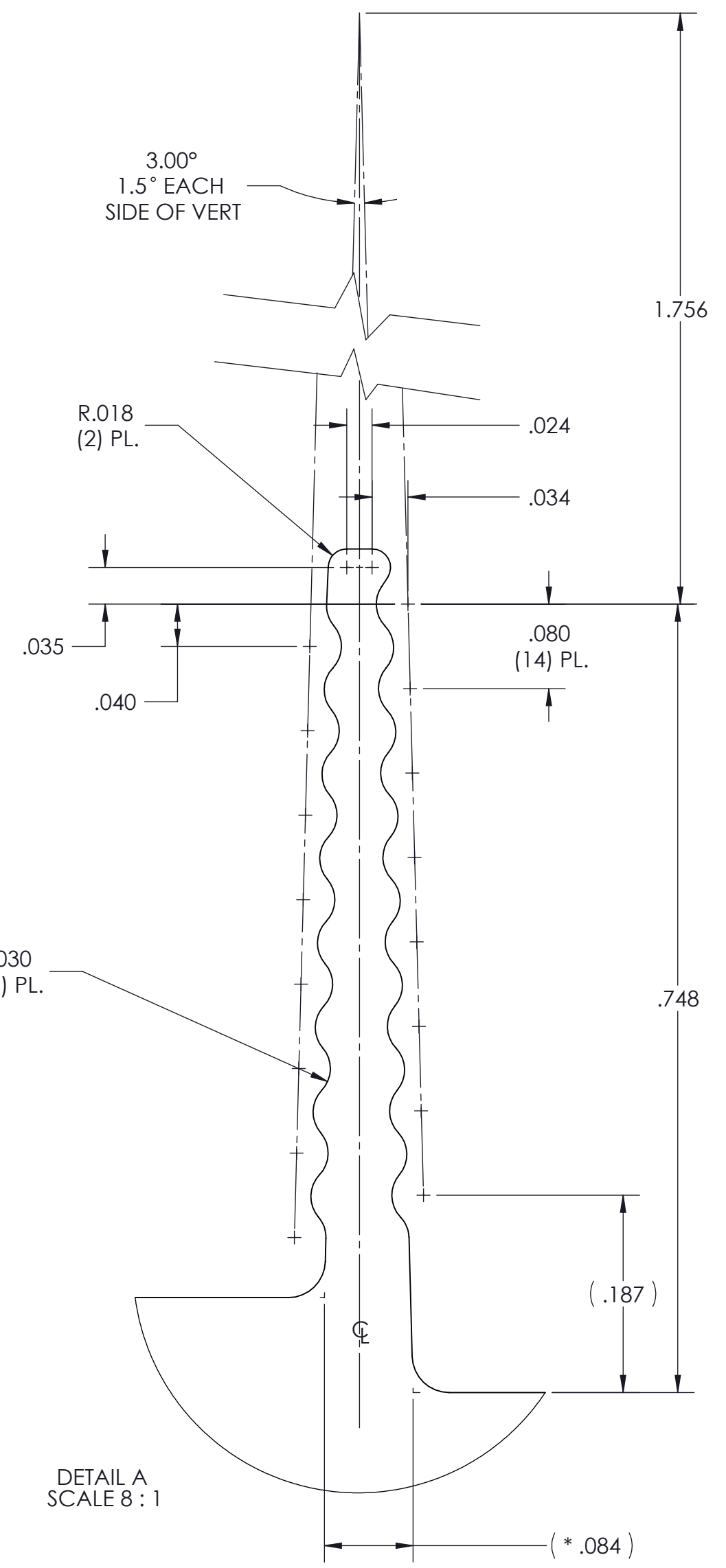
DRAWN	DATE				
P.E. IENI	08/15/09				
UNLESS OTHERWISE SPECIFIED DIMENSIONS ARE INCH [MM] TOLERANCES ARE: DECIMALS ANGLES X.XX [X.X] = ±0.01 [0.25] ±1° X.XXX [X.XX] = ±0.005 [0.127]		<b>HTSNK, "B" X-FLOW, .9H                  LOW FLOW, THREADED</b>			
MATERIAL	THIRD ANGLE PROJECTION	SIZE	CAGE CODE	DWG NO	REV
SEE NOTES		<b>C</b>	<b>67131</b>	<b>30269</b>	<b>6</b>
FINISH	DO NOT SCALE DRAWING	SCALE 2 : 1		SHEET 1 OF 2	

VICOR CONFIDENTIAL  
THIS DOCUMENT AND THE DATA DISCLOSED HEREIN OR  
HEREWITH IS NOT TO BE REPRODUCED, USED OR  
DISCLOSED IN WHOLE OR IN PART TO ANYONE WITHOUT  
THE PERMISSION OF VICOR CORP.

REVISIONS			
REV	DESCRIPTION	DATE	APPROVED
	SEE SHEET 1 OF 2		



PROFILE COMMON FOR
30270
30724
30269
30725



- NOTES:
- MATL: ALUMINUM 6063-T5
  - \* DENOTES DIMENSION TO THEORETICAL SHARP CORNER.
  - ALL DIMENSIONS ARE CRITICAL CHARACTERISTICS.
  - RoHS COMPLIANT PER CST-0001 LATEST REVISION.
  - WORKMANSHIP STANDARDS WS-0004, WS-0006 AND WS-0007 APPLY TO THIS PART.
  - DIMENSIONS ARE INCHES ONLY.

DRAWN	DATE	<b>VICOR</b> SWD			
JSARIPELLA	09/03/09				
MATERIAL	UNLESS OTHERWISE SPECIFIED DIMENSIONS ARE INCH [MM] TOLERANCES ARE: DECIMALS ANGLES X.XX [X.X] = ±0.01 [0.25] ±1° X.XXX [X.XX] = ±0.005 [0.127]	<b>HTSNK, "B" X-FLOW, .9H, LOW FLOW, THREADED, EXTRUSION</b>			
SEE NOTES					
FINISH	THIRD ANGLE PROJECTION	SIZE	CAGE CODE	DWG NO	REV
SEE NOTES		<b>C</b>	<b>67131</b>	<b>30269</b>	<b>6</b>
		SCALE 4 : 1		SHEET 2 OF 2	