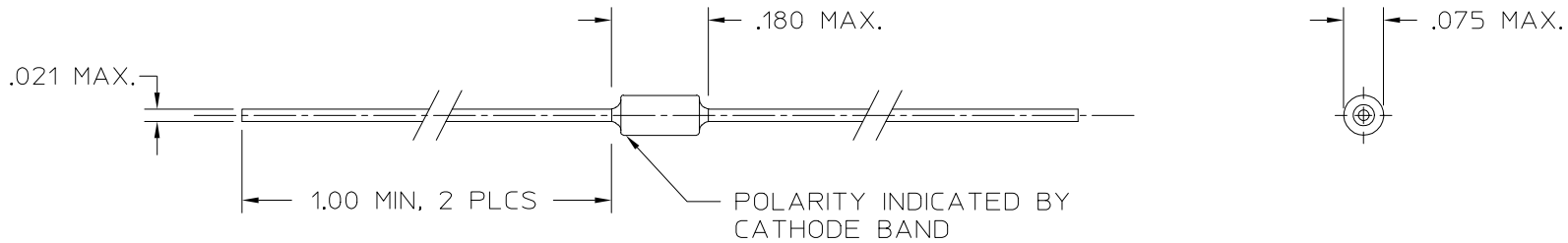


**VICOR CONFIDENTIAL**

THIS DOCUMENT AND THE DATA DISCLOSED HEREIN OR HEREWITH IS NOT TO BE REPRODUCED, USED, OR DISCLOSED IN WHOLE OR IN PART TO ANYONE WITHOUT PERMISSION OF VICOR CORP.

REV.	DESCRIPTION	DATE	APPROVED
1	RELEASED PER E060743	REJH 05/22/06	SH


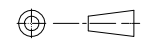


ELECTRICAL SPECIFICATIONS

PKG TYPE	V <sub>RRM</sub> (V)	I <sub>R</sub> (nA) @ V <sub>R</sub> (V)	V <sub>F</sub> (V) @ I <sub>F</sub> (mA)	t <sub>rr</sub> (ns)	TEST CONDITIONS
DO-35	100 MIN	25      20	1.0 MAX    10	4	I <sub>F</sub> =10mA, I <sub>R</sub> =10mA, R <sub>L</sub> =100Ω, I <sub>rr</sub> =1.0mA

NOTES:

1. RoHS COMPLIANT, LEAD FREE PER CST-0001 LATEST REVISION.

DRAWN BY <i>P.E.IENI</i>		DATE 10/05/05		 <b>DZEN 100V 500mW</b> <b>1N4148 DO-35</b>	
<small>UNLESS OTHERWISE SPECIFIED DIMENSIONS ARE IN INCHES- TOLERANCES ARE:          FRACTIONS    DECIMALS    ANGLES          ±1/64            .XX= ±.01            ±1°                            .XXX=±.005</small>					
THIRD ANGLE PROJECTION 		SIZE <b>B</b>	FSCM NO. <b>67131</b>	DWG NO <b>30647</b>	REV <b>1</b>
DO NOT SCALE DRAWING		SCALE 4:1	SHEET 1 OF 1		